


## National survey of referrals for precocious puberty in Germany

Sonja Baehr,<sup>1</sup> Dirk Schnabel,<sup>2</sup> Joachim Woelfle,<sup>3</sup> Felix Schreiner,<sup>1</sup> Bettina Gohlke <sup>4</sup>

**To cite:** Baehr S, Schnabel D, Woelfle J, *et al.* National survey of referrals for precocious puberty in Germany. *BMJ Paediatrics Open* 2023;**7**:e001987. doi:10.1136/bmjpo-2023-001987

► Additional supplemental material is published online only. To view, please visit the journal online (<http://dx.doi.org/10.1136/bmjpo-2023-001987>).

Received 25 March 2023  
Accepted 2 May 2023

**ABSTRACT**

An unusual high number of girls were referred to our paediatric endocrine clinic with suspected precocious puberty (PP) since the beginning of the COVID-19 pandemic. We analysed our data and initiated a survey among German paediatric endocrinologists. At our centre, less than 10 patients were diagnosed of PP annually between 2015 and 2019. This increased to n=23 (2020) and n=30 (2021). A German survey confirmed this observation: Out of 44 centres which completed the questionnaire, 30/44 (68%) reported an increase of PP. Above this, 32/44 (72%) stated an increase in girls diagnosed with 'early normal puberty' since the beginning of the COVID-19 pandemic.

At the beginning of 2020, there was a rapid global expansion of the COVID-19; on 11 March 2020, the WHO declared a worldwide pandemic. To reduce transmission occurring through respiratory droplets, many countries have imposed regulations of social distancing and lockdowns. As in many other countries, this led to significant changes in daily life for children and adults living in Germany. Social contacts were reduced to a minimum, schools and day-care centres, gyms and playgrounds were closed. Meanwhile, it has frequently been shown that the changed social circumstances have led to an increase in obesity in the children.<sup>1</sup> Loss of regular physical exercise and an increase in free time commonly used for sedentary activities<sup>2</sup> was made responsible for the observed weight gain and increase of obesity in children. In addition, it has been shown that the changed social circumstances have led to an increased incidence of psychological disturbances.<sup>3</sup> Obesity and increased psychosocial stress may increase the occurrence of precocious puberty.

Already in 2020, we noticed an unusual increase in girls presenting with precocious puberty at our centre for paediatric endocrinology. We; therefore, analysed our own data for 2020/2021 and compared it with the data from 2015 to 2019. Usually less than 10 patients/year were diagnosed of precocious puberty at our centre. In 2020, a

significant increase was seen (n=23) with a further increase to n=30 in 2021 ([figure 1](#)). We then initiated a Germany-wide survey at all centres for paediatric endocrinology (questionnaire as online supplemental file 1).

The mailing list of the German Society for Paediatric Endocrinology and Diabetology was used. Forty-four centres completed the questionnaire. Of these, n=30 (68%) confirmed an increase in the diagnosis of central precocious puberty since the beginning of the COVID-19 pandemic. Above this, n=32 (72%) stated that they had observed an additional increase in the number of girls diagnosed with 'early normal puberty' (Tanner breast stage 'B2' between the 8th and 9th year of life). Eighteen out of the 44 centres were able to quantify the numbers of referrals and, again, confirmed an increase of newly diagnosed girls with precocious puberty ([figure 2](#)).

In accordance with reports out of many other countries (including Italy, Spain, USA, India, China), there was an increase in girls presenting with precocious puberty in 2020/2021 in comparison to previous years in Germany. Various mechanisms have been suspected of being causative.<sup>4,5</sup> The change in lifestyle (decreased activity, increase in sedentary lifestyle, changed sleeping pattern, increase of digital devices) as well as increased mental stress, change in nutrition followed by gain of weight are suspected to be the cause. However, in addition, it must be taken into account that a worldwide trend for secular changes in age of onset of Tanner breast stage 2 (B2) has been reported for the last 20 years.<sup>6</sup> In conclusion, it is recommended to increase the diagnostic criteria for precocious puberty.

**Acknowledgements** We thank all colleagues who have provided information about their numbers of patients.

**Contributors** SB collected data, carried out the initial analyses and reviewed and revised the manuscript. DS and JW coordinated and supervised data collection, and critically reviewed the manuscript. FS designed the data collection instruments, collected data, carried out the final analyses, and reviewed and revised



© Author(s) (or their employer(s)) 2023. Re-use permitted under CC BY-NC. No commercial re-use. See rights and permissions. Published by BMJ.

<sup>1</sup>Pediatrics, University Hospital Bonn, Bonn, Germany

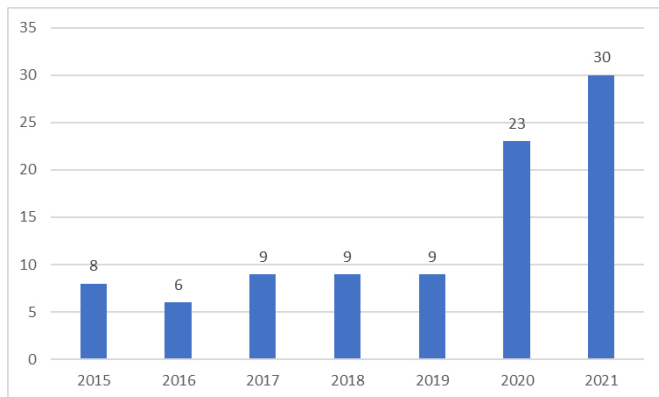
<sup>2</sup>Department of Paediatric Endocrinology and Diabetology, Charite Medical Faculty Berlin, Berlin, Germany

<sup>3</sup>Department of Paediatric Endocrinology and Diabetology, Erlangen University Hospital, Erlangen, Germany

<sup>4</sup>Dep. of Pediatric Endocrinology and Diabetology, University of Bonn, Bonn, Germany

**Correspondence to**

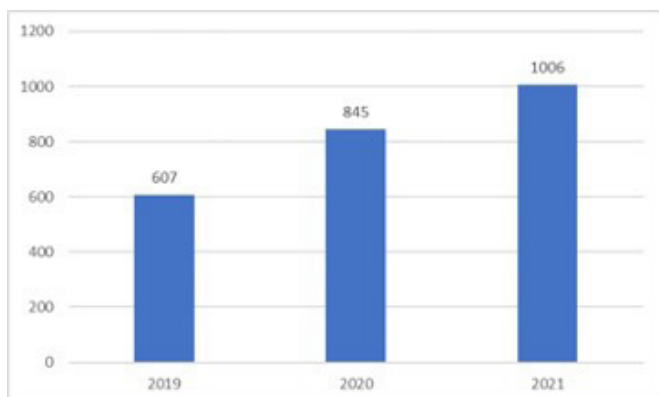
Dr Bettina Gohlke; [bettina-gohlke@t-online.de](mailto:bettina-gohlke@t-online.de)



**Figure 1** Numbers of girls diagnosed annually with central precocious puberty from 2015 to 2021 in one tertiary centre.

the manuscript. BG conceptualised and designed the study, drafted the initial manuscript, and reviewed and revised the manuscript. All authors approved the final manuscript as submitted and agreed to be accountable for all aspects of the work.

**Funding** The authors have not declared a specific grant for this research from any funding agency in the public, commercial or not-for-profit sectors.



**Figure 2** Numbers of girls diagnosed with central precocious puberty in 2019, 2020 and 2021 in 18 German centres of paediatric endocrinology.

**Competing interests** No, there are no competing interests.

**Patient and public involvement** Patients and/or the public were not involved in the design, or conduct, or reporting, or dissemination plans of this research.

**Patient consent for publication** Consent obtained directly from patient(s).

**Ethics approval** The Ethic committee of the University Hospital, Bonn approved to the study (approval number 25/21).

**Provenance and peer review** Not commissioned; externally peer reviewed.

**Supplemental material** This content has been supplied by the author(s). It has not been vetted by BMJ Publishing Group Limited (BMJ) and may not have been peer-reviewed. Any opinions or recommendations discussed are solely those of the author(s) and are not endorsed by BMJ. BMJ disclaims all liability and responsibility arising from any reliance placed on the content. Where the content includes any translated material, BMJ does not warrant the accuracy and reliability of the translations (including but not limited to local regulations, clinical guidelines, terminology, drug names and drug dosages), and is not responsible for any error and/or omissions arising from translation and adaptation or otherwise.

**Open access** This is an open access article distributed in accordance with the Creative Commons Attribution Non Commercial (CC BY-NC 4.0) license, which permits others to distribute, remix, adapt, build upon this work non-commercially, and license their derivative works on different terms, provided the original work is properly cited, appropriate credit is given, any changes made indicated, and the use is non-commercial. See: <http://creativecommons.org/licenses/by-nc/4.0/>.

#### ORCID iD

Bettina Gohlke <http://orcid.org/0000-0003-1432-1465>

#### REFERENCES

- 1 Rundle AG, Park Y, Herbstman JB, *et al*. COVID-19-related school closings and risk of weight gain among children. *Obesity (Silver Spring)* 2020;28:1008–9.
- 2 Dunton GF, Do B, Wang SD. Early effects of the COVID-19 pandemic on physical activity and sedentary behavior in children living in the U.S. *BMC Public Health* 2020;20:1351.
- 3 Murphy R, Calugi S, Cooper Z, *et al*. Challenges and opportunities for enhanced cognitive behaviour therapy (CBT-E) in light of COVID-19. *Cogn Behav Therap* 2020;13:e14.
- 4 Street ME, Sartori C, Catellani C, *et al*. Precocious puberty and COVID-19 into perspective: Potential increased frequency, possible causes, and a potential emergency to be addressed. *Front Pediatr* 2021;9:734899.
- 5 Chen Y, Chen J, Tang Y, *et al*. Difference of precocious puberty between before and during the COVID-19 pandemic: A cross-sectional study among Shanghai school-aged girls. *Front Endocrinol (Lausanne)* 2022;13:839895.
- 6 Eckert-Lind C, Busch AS, Petersen JH, *et al*. Worldwide secular trends in age at pubertal onset assessed by breast development among girls: A systematic review and meta-analysis. *JAMA Pediatr* 2020;174:e195881.